



Cederroth First Aid



**FOR YOUR
EYES**



SAVING THE EYE

1

Start rinsing the eye immediately.
The effect is the greatest during the first seconds.

2

Rinse generously.
The eye must be open during rinsing. Use your fingers to help keep the eye open.

3

Rinse for a long time.
Rinse for at least 15 minutes. Use several bottles of eye wash or continue rinsing at a plumbed-in eye wash unit.

LEARN MORE ABOUT FIRST AID FOR EYES

Having the correct First Aid equipment is particularly important at workplaces where there is a high risk of eye injuries, for example **construction sites, warehouses, commercial kitchens, industry and laboratories**. Common causes of injuries are **exploding batteries, splashes from lye, ammonia, cement, lime, dishwasher detergents, cleaning agents, some laundry detergents, degreasing agents, paint, washing soda and adhesives**. Metal filings, dirt and dust should also be immediately flushed away to make sure they do not get stuck in your eye.

If you or someone around you gets a hazardous substance in the eye, rapid access to First Aid is crucial. This brochure helps you learn more about First Aid for eyes.



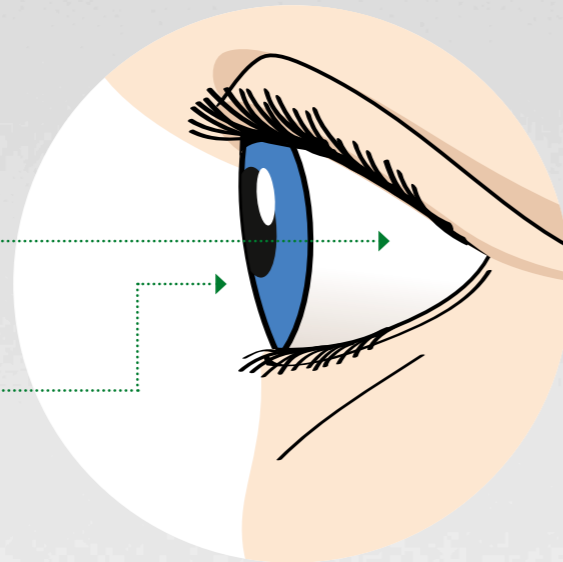
Remember that if you injure your eye, it must always be examined by a doctor.
Take several bottles of eye wash with you for continued rinsing on the way to the hospital. If you do not have access to First Aid products, use lukewarm water and a cup.

USING THE RIGHT EQUIPMENT INCREASES THE CHANCE OF SAVING A PERSON'S EYE.

If alkalis or acids get into an eye, the pH value of the eye changes and corrosion starts. If there has been an accident, the first thing you need to do is to quickly start to flush away the harmful chemicals and restore the pH value of the eye. This is the reason why Cederroth's eye wash is buffered. It acts as a shock absorber and restores the pH value to the eye's normal pH more effectively than normal sodium chloride solution.

Alkalis penetrate more deeply into the eye's tissue and can cause serious damage to the eye, which is often permanent.

Acids cause corrosive injuries on the outer parts of the eye and can normally be treated.



Alkaline substances are behind the majority of all corrosive injuries.

EXAMPLES OF ALKALIS:

- Lye
- Cement
- Ammonia
- Washing soda
- Dishwasher detergent

EXAMPLES OF ACIDS:

- Battery acid (sulphuric acid)
- Hydrochloric acid
- Phosphoric acid
- Acetic acid



NEUTRALISING EYE WASH IS MORE EFFECTIVE

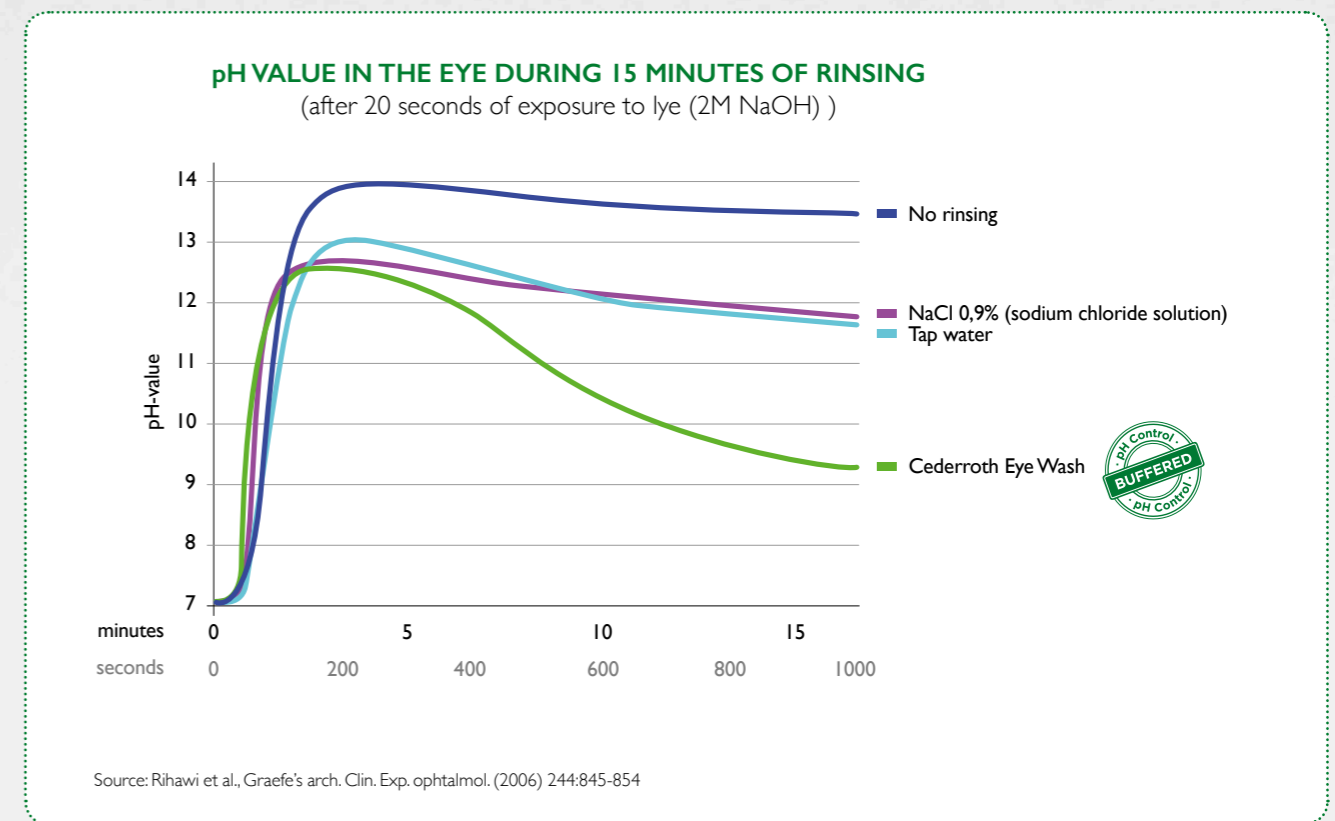
CEDERROTH EYE WASH IS PROVEN MORE EFFECTIVE FOR ALKALI AND ACID SPLASHES.*

Cederroth's buffered liquid actively brings the pH value back to neutral again, unlike an unbuffered eye wash, which simply dilutes and rinses.

The pH value of the eye is neutral (pH 7). Acids have a low pH value and alkalis have a high pH value. Cederroth Eye Wash has been recommended by eye specialists in a study to compare the effectiveness of different rinsing liquids, as it has a neutralising effect. Cederroth Eye Wash complies with the requirements in European Standard SS-EN 15154-4.

Buffered = Neutralising

Cederroth buffered eye wash is recommended by eye specialists



Source: Rihawi et al., Graefes' arch. Clin. Exp. ophtalmol. (2006) 244:845-854

*The effect is generally stronger on alkalis than acids.

CEDERROTH EYE WASH

A BETTER EYE WASH BOTH INSIDE AND OUTSIDE



It is always crucial to start rinsing the eye immediately and with the right flow of water to remove the hazardous substance as quickly as possible and to limit injury to the eye. The function of the bottle is important. Cederroth Eye Wash is designed to provide quick and effective help in an emergency.

Easy to open

Simply open the bottle by **twisting the green cap firmly clockwise or anti-clockwise**. If the bottle is in the wall bracket, it opens the moment you twist it from the bracket. The size of the bottle makes it easy to grip.



Clear and simple illustrations

Proven to be more effective for alkali and acid splashes*

Cederroth's buffered liquid helps to bring the pH value back to neutral again, unlike a normal sodium chloride solution or water, which simply dilutes and rinses.

A safe and simple choice

When every second counts, there is no time for hesitation. If you have an accident with a substance that contains calcium (for example, cement, concrete or lime), you can **safely rinse with Cederroth Eye Wash** as it is **100% phosphate-free**.

When using an eye wash containing phosphate, there is a risk of calcification – this is a side effect of the phosphate in the liquid reacting with calcium, forming an insoluble white deposit that causes more damage to the eye.

*The effect is generally stronger on alkalis than acids.



The eye cup helps to keep the eye open during rinsing

A colleague can check that the eye is open by looking through the transparent cup.

The integrated eye cup guides the liquid towards the eye without any unnecessary waste

Generous flow of liquid for 1.5 minutes

The bottle is designed to rinse the eye with a generous flow of liquid for around 1.5 minutes. **Make sure you have more bottles at hand to rinse for a longer period of time, at least 15 minutes.**





Signs are an important part of First Aid equipment

Cederroth's fluorescent signs are made of hard plastic and glow in the dark after being charged by daylight or another light source. Double-sided for mounting on a wall as a projecting wall sign or for hanging from the ceiling.

Remember!

Place the eye wash bottles in areas of the workplace where there is the highest risk of accidents, so that you can start rinsing as quickly as possible. The rule of thumb is within arm's length!

4.5 year shelf life!

Cederroth Eye Wash has one of the longest shelf lives on the market for these kinds of products, which saves money and improves safety.

Have more bottles ready 15 min

To be able to rinse for a long period of time and to take them with you on the way to the hospital.

WHAT ARE THE RISKS AT YOUR WORKPLACE?

It is particularly important for procedures to be in place to deal with emergencies at workplaces where there is a high risk of eye injuries. Common causes of injuries are **exploding batteries, splashes from lye, ammonia, cement, lime, dishwasher detergents, cleaning agents, some laundry detergents, degreasing agents, paint, washing soda and adhesives.** Metal filings, dirt and dust should also be immediately flushed away to make sure they do not get stuck in your eye.

Examples of risky workplaces:



CONSTRUCTION SITES



CLEANING COMPANIES



WAREHOUSES



COMMERCIAL KITCHENS



LABORATORIES




WORKSHOPS & INDUSTRY

FIRST AID FOR DIFFERENT WORKPLACES AND NEEDS



**CEDERROTH EYE WASH STATION
REF 721500**

Content:
2 (x 500 ml) Bottles of Cederroth Eye Wash (REF 725200)
1 Salvequick Plaster Dispenser including
40 Textile Plasters (REF 6444)
45 Plastic Plasters (REF 6036)
1 Eye Wash Instructions
1 Key
Dimensions: W 29 x H 56 x D 12 cm.



**SIGN FIRST AID CROSS
REF 1738**

Double-sided and fluorescent.
20 x 20 cm.

**SIGN EYE WASH
REF 1740**

Double-sided and fluorescent.

**SIGN HOLDER
REF 1750**

Self-adhesive plastic sign holder for projecting wall signs.



**CEDERROTH EYE WASH
REF 725200**

2 (x 500 ml) sterile isotonic borate buffered sodium chloride solution without preservatives for single use. Bottle dimensions: Ø 6.5 x 23.5 cm. Shelf life 4.5 years.



**CEDERROTH EYE WASH CASE
REF 7255**

Contains 5 (x 500 ml) eye wash bottles. The case can be hung on the wall using a wall bracket (REF 190400).
Dimensions: W 40 x H 28 x D 8.5 cm.



**CEDERROTH EYE WASH
POCKET MODEL, REF 7221**

235 ml sterile isotonic borate buffered sodium chloride solution without preservatives for single use. Shelf life 4.5 years.

**CEDERROTH HOLSTER
REF 720300**

Green nylon holster with a belt loop for Cederroth Eye Wash Pocket Model (REF 7221).
Dimensions: W 8 x H 16 x D 4.5 cm.



**CEDERROTH WALL BRACKET
REF 7200**

For Cederroth Eye Wash 500 ml (REF 725200). Comes with a fluorescent instruction sign.
Dimensions: W 9 x H 27 x D 7 cm

**STRAP FOR WALL BRACKET
REF 7205**

Provides additional support when the wall bracket is in a shaky environment, for example in lorries or trucks.



**CEDERROTH WALL BRACKET
REF 190400**

For Cederroth Eye Wash Case (REF 7255). The wall bracket keeps the case in one fixed location.

You can also put the bottle in a wall bracket, so it is in a fixed location and everyone knows where it is.



**CEDERROTH HEATING CABINET
REF 790400**

This heating cabinet has been designed for storing two bottles of Cederroth Eye Wash in cold environments. The cabinet maintains the temperature of the eye wash solution at +20°C, even if the temperature outside is as low as -20°C. The cabinet is made of insulated, durable and chemically-resistant EPP and has a thermostat heating element made of aluminium. It works automatically with 12V and 24V without the need for any other equipment (230V with a transformer). Plug for cigarette lighter sockets in cars and lorries. Voltage guard. Tested for electrical safety and CE-labelled. Eye wash must be ordered separately (REF 725200).
Dimensions: W 28 x H 32 x D 13 cm.

**Accessories:
CEDERROTH TRANSFORMER
REF 790500**

Double-insulation to handle the cold. IP rating of IP44. 230V/14VDC, 30W. Socket for transfer to a 12/24V plug.



SAVING THE EYE

- 1 Start rinsing the eye immediately.**
The effect is the greatest during the first seconds.
- 2 Rinse generously.**
The eye must be open during rinsing. Use your fingers to help keep the eye open.
- 3 Rinse for a long time.**
Rinse for at least 15 minutes. Use several bottles of eye wash or continue rinsing at a plumbed in eye wash unit.



Tip!
Visit the Eye Wash School at www.cederroth.com



First Aid for everyone. Everywhere.

Distributor:



(Svetsarvägen 15), Box 1336, SE-171 26 Solna, Sweden, Tel +46 (0)8 590 963 25
firstaid@cederth.com, www.cederth.com